


Helio Health Digital Chalk Trainings Registration Walkthrough

Step 1

Using Google Chrome (the site works best with this browser),
click on the following link:

<https://heliohealth.digitalchalk.com/auth/login>


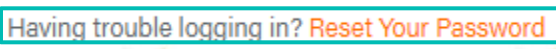
You should see the following screen:

A screenshot of the Helio Health login page, enclosed in a teal border. The page features the Helio Health logo at the top center, which consists of a stylized 'H' icon followed by the text 'Helio Health' and the tagline 'Where hope meets healing' below it. Below the logo, there are two input fields: one for 'Email' and one for 'Password'. Underneath the password field, there is a button labeled 'Sign In' in white text on an orange background, followed by the text 'or Create Account' in orange. At the bottom of the form, there is a link that says 'Having trouble logging in? Reset Your Password' in orange text.

Step 2

(if you have a current account)

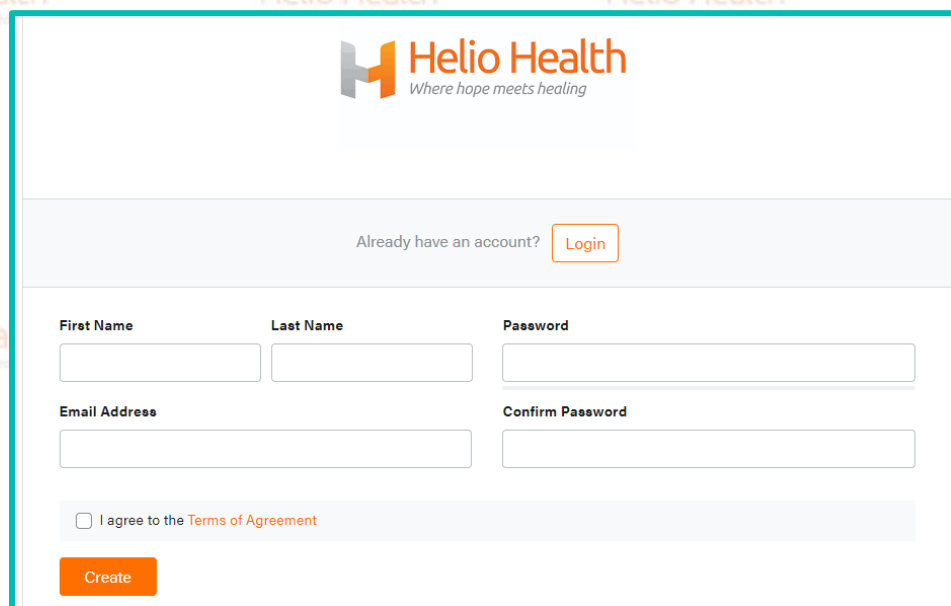
If you have an active Digital Chalk account, enter your username and password and click the  button

If you cannot remember the email associated with your account or your password, you can either click on “Reset Your Password”   or email Training@Helio.Health for further assistance.

(if you **DO NOT** have a current account)

If you do not have an active Digital Chalk account, click on 

You should see the following screen:



The screenshot shows the Helio Health login and registration page. At the top is the Helio Health logo with the tagline 'Where hope meets healing'. Below the logo is a grey bar with the text 'Already have an account?' and a 'Login' button. The main form area contains five input fields: 'First Name', 'Last Name', 'Password', 'Email Address', and 'Confirm Password'. Below these fields is a checkbox labeled 'I agree to the Terms of Agreement' and a 'Create' button at the bottom left.

Enter the following information:

First Name	Please note that this this is the name that will appear on your certificates. Enter your name as it appears on your Certificate/License in order for your completion certificates/CEU forms will match.
Last Name	
Email Address	This will be used for both your sign in and future training notifications.
Password	Requirements: At least six (6) characters in length Must include one numerical digit

Click



Step 3

You will move to a screen that asks you to enter additional information.

The screenshot shows a registration form for Helio Health. The form is divided into two main sections: Contact Information and Credentials. The Contact Information section includes fields for First Name, Middle Initial, Last Name, Email, Phone Number, Street 1, Street 2, City, State/Province, and Postal Code. The Credentials section includes a list of Credential Types with checkboxes, a field for 'Other' if applicable, and fields for License or Certification Number and Recredentialing dates for both first and second listed credentials. A 'Next' button is located at the bottom of the Credentials section.

Contact Information

First Name *
Middle Initial
Last Name *
Email *
Phone Number *
Street 1
Street 2
City *
State/Province *
Postal Code

Credentials

Credential Type *
 CASAC
 CTRS
 CRPA/CARC/CCAR
 LCAT
 LMHC
 LMSW (Pennsylvania)
 LMSW/LCSW (New York)
 OMH Peer Specialist
 RN
 Other
 None

If "Other" please write here:
License or Certification Number
Recredentialing date for first listed credential?
Recredentialing date for second listed credential?

Next

You can answer as many questions as you choose, however you are required to answer any questions with an *, including:

First Name

Last Name

Email

Phone Number

City

State/Province

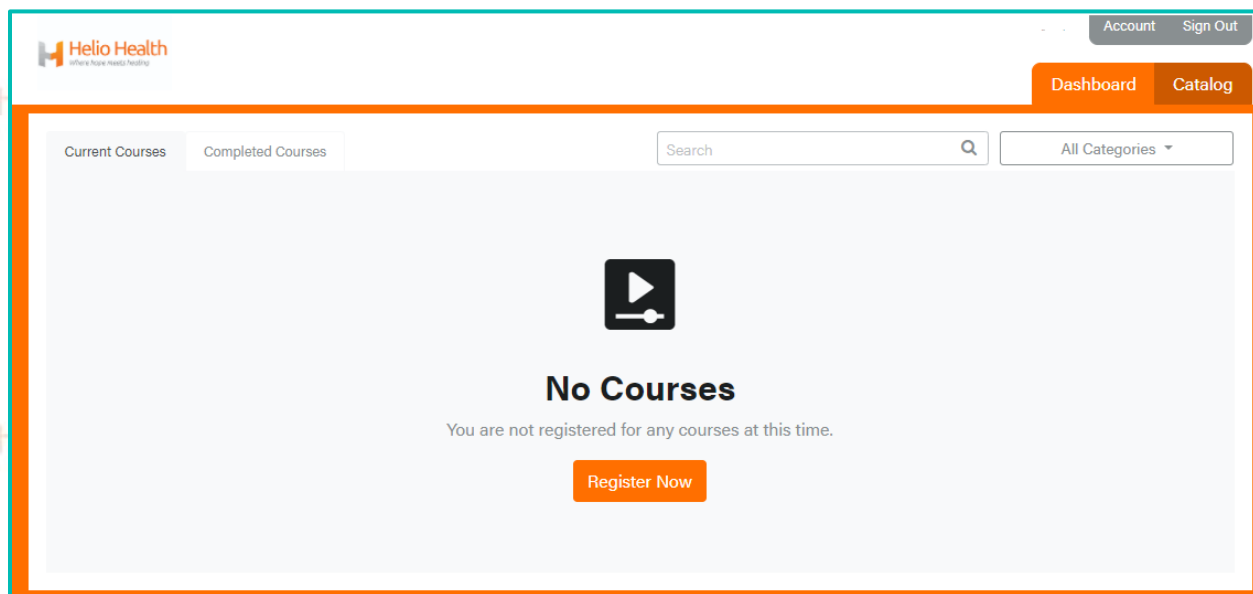
You will also need to include your "Credential Type". If you do not have a credential or license, click "None". If you do, click all that apply and answer to following information below.

After this is completed, click

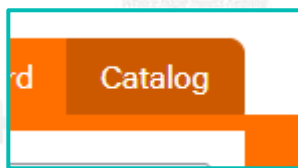
Next

Step 4

You are now registered! You should see the following screen:



If you would like to view our training calendar within this site, click on the “Catalog” tab at the top right corner of your dashboard:



You can also find all of our training options on our website:

<https://www.helio.health/training/public-training/>

You will find links to our calendar, registration links to our upcoming trainings, and links to take our self-learning virtual trainings.

If you have any questions or are in need of technological support, please reach out to us at

Training@Helio.Health